



PyleUSA.com

LED SPEAKERS



PLMRWB658LE - PLMRWB858LE Waterproof Rated Marine Tower Speaker

Wakeboard Subwoofer Speaker System
with Built-in LED Lights

| MODEL | PLMRWB658LE | PLMRWB858LE |
|---|--------------------------------|---------------------------------|
| Power Output | 300 Watt MAX | 480 Watt MAX |
| Sound System | 6.5" Subwoofer 1.0" Tweeter | 8.0" Subwoofer 1.0" Tweeter |
| Frequency Response | 60 hz-20KHz | 40 hz-20KHz |
| Magnet | 10 Oz | 20 Oz |
| Speaker Housing Dimensions (L x W x H with Mounting Bracket) | 8.4" x 12.3" x 9.4" inches | 10.2" x 14.2" x 11.6" inches |

OWNER'S MANUAL

Features:

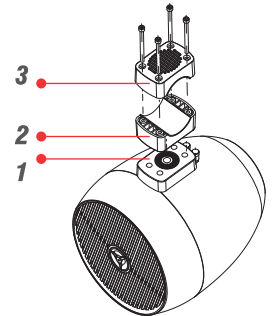
- Includes (2) Wakeboard Tower Speaker
- Waterproof Marine Grade Rated Construction
- 2-Way Full Range Audio Speaker System
- Titanium Dome Tweeter
- Long Excursion Subwoofer
- Built-in Illuminating Multi-Color LED Lights
- Rugged, Durable & Sleek Housing Design
- Integrated Universal Roll Bar Mounting Clamp
- Quick Connect Speaker Terminals
- Anti-Corrosion: Weather-Resistant / UV Resistant
- Used for Boat & Marine Vehicle Watercraft Applications

Technical Specifications:

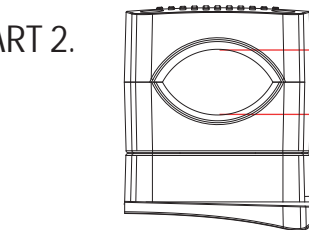
- Waterproof Marine Grade Rating: IP-44
- Boat Roll Cage / Roll Bar Support Size: Up to 2.36" (6cm)
- Tweeter Type: Titanium Dome
- Impedance: 4 Ohm
- Sensitivity: 90 dB
- Housing Construction Material: Engineered ABS

PART 1.

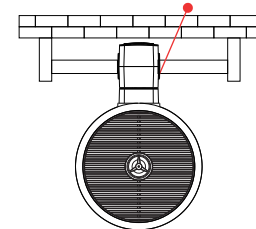
- The base of the bracket.
 - The connecting base of the bracket, 360 rotation, connect to picture 1.
 - The cover of the bracket, is fixed by 4 mounting screws after picture 2 rotates to an angle.
- * **Remark:** Two types of screws for choice: M5x65/M5x80



PART 2.



360° Rotation



Mounting Hole Dimension

1 1/3" → 1 3/4" 2 2/5"
(3.4cm) (4.45cm/6cm)



VISIT US ONLINE:
Have a question?
Need service or repair?
Want to leave a comment?
PyleUSA.com/ContactUs

