

PLSQ210BS - PLSQ212BS

Dual Subwoofer Box System

Rear Vented Design with Santoprene Surround


PYLE
PyleUSA.com

USER GUIDE

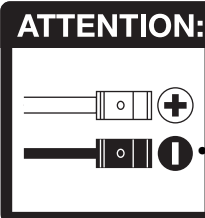


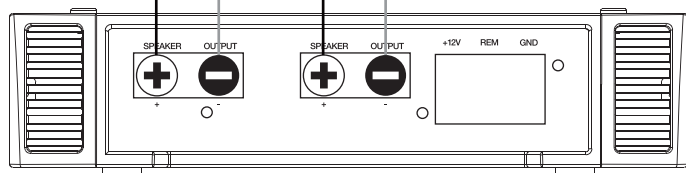
WIRING CONNECTION

Power amplifier for schematic diagram.

Connect the power amplifier to the positive and negative terminals accordingly as shown.



4 Ω + - + - 4 Ω



Features:

- Rear Vented Design
- Santoprene Surround
- Smooth Carpet Finish
- Smooth Carpet Finish
- 4 Layer Dual Voice Coil
- Binding Post Connectors
- Perfect for Truck and Behind the Seat
- High-Quality Construction

What's in the Box:

- Subwoofer Box

Questions? Issues?

We are here to help!

Phone: (1) 718-535-1800

Email: support@pyleusa.com


PLSQ210BS

10" Dual Series Vented Subwoofer Enclosure

Rear Vented Design with Santoprene Surround

Technical Specs:

- Construction Materials: 15mm Particle Board + Multilayer Board
- Power Rating: 2 x 800 Watts Max Power
- Voice Coil: 2.5"
- Impedance: 4 Ohms
- Magnet: (40+40) x2 Oz
- Sensitivity: 90 dB
- Frequency Response: 30-200 Hz
- Product Dimensions (L x W x H): 27.9" x 11.8" x 13.4" -inches



PLSQ212BS

12" Dual Series Vented Subwoofer Enclosure

Rear Vented Design with Santoprene Surround

Technical Specs:

- Construction Materials: 15mm Particle Board + Multilayer Board
- Power Rating: 2 x 1200 Watts Max Power
- Voice Coil: 3.0"
- Impedance: 4 Ohms
- Magnet: (50+50)x2 Oz
- Sensitivity: 91 dB
- Frequency Response: 25-150 Hz
- Product Dimensions (L x W x H): 32.2" x 13.8" x 15.3" -inches



California Prop 65 Warning

⚠ WARNING:

This product contains Nickel carbonate which is known to the state of California to cause cancer birth defects and other reproductive harm. Do not ingest.

For more info go to: www.P65warnings.ca.gov