


PLYE

SPECIFICATIONS

PLQB8/PLQB10/PLQB12



PLTAB8/PLTAB10/PLTAB12



PLHB8/PLHB10/PLHB12



PLTA8N/PLTA10N/PLTA12N



PLTB8/PLTB10/PLTB12



PLBAW210/PABAW212



WWW.PYLEAUDIO.COM

MANUFACTURER'S LIMITED TWO YEAR WARRANTY

PYLE AUDIO CORP. warrants this unit to be free from defective material or workmanship and will repair or replace this unit or any parts belonging to this unit. only if proven that after normal use it was defective within one(1) years from the date of original purchase.

The item, when sent in for service should be accompanied by proof of purchase.

Our obligation under this warranty is limited to the repairing or replacing at our discretion, the defective instrument or any part there of when it is returned, transportation must be prepaid to the legacy Service Center at the address below. The return shipping fees are as follows if the entire enclosure is sent in there will be a fee of \$ 20.00 for return shipping, however we would suggest you would return only the defective speakers if that \$10.00. Be advised we are not responsible for cosmetic damage of the unit. this, warranty will be considered void, if the unit has been tampered in a commercial vehicel. This warranty does not cover accidental damage. All payment accompanying defective units should be by US money order, or any other payment option must be authorized by out service center.

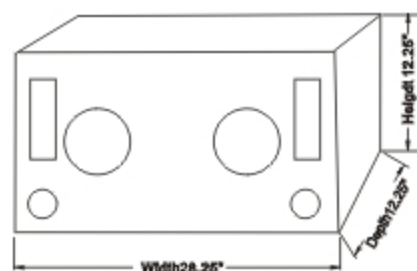
Send your unit to:

PLYE SERVICE CENTER
1600-63RD Street
Brooklyn, New York 11204 USA
1-718-236-2400
1-800-444-5671
www.pyleaudio.com

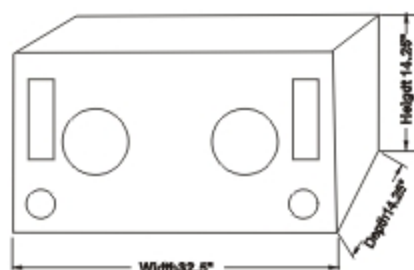
IMPORTANT

Pack carefully in original carton if possible. We are not responsible for damage incurred in returning items for repair. A letter stating your exact street address, daytime phone number, and a brief statement describing the problem you are experiencing to ensure proper repair of the unit in question.

PLHB8



PLHB10

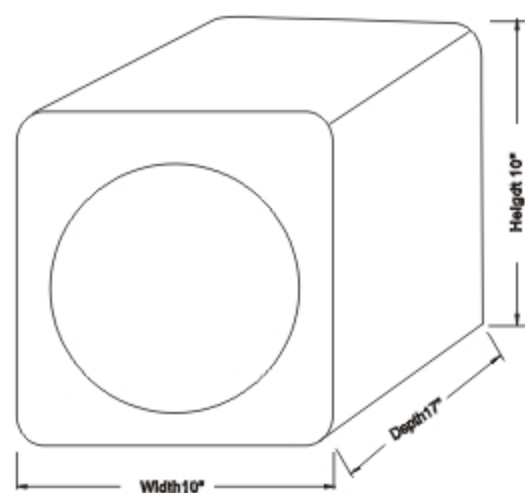


PLHB12

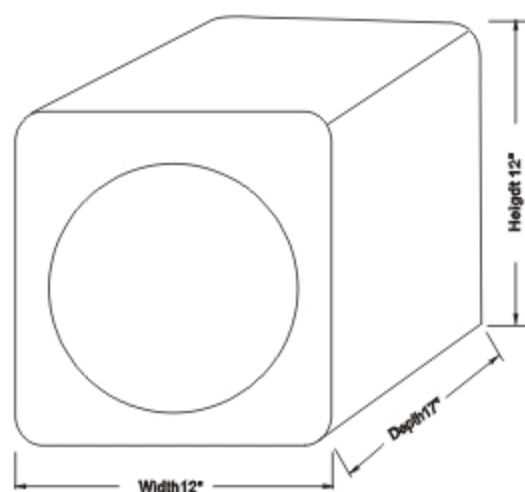


| FEATURESD | PLHB8 | PLHB10 | PLHB12 |
|----------------------|----------------------|---------------------|-----------------|
| Woofer Size | 8" | 10" | 12" |
| Power Handling(Peak) | 600W | 800W | 1000W |
| Frequency Response | 35Hz-20k Hz | 30Hz-20k Hz | 25Hz-20k Hz |
| Woofer Used | PLHB8 | PLHB10 | PLHB12 |
| Ports | 2 | 2 | 2 |
| Dimensions | 28.25"x12.25"x12.25" | 32.5"x14.25"x14.25" | 36"x16.5"x16.5" |

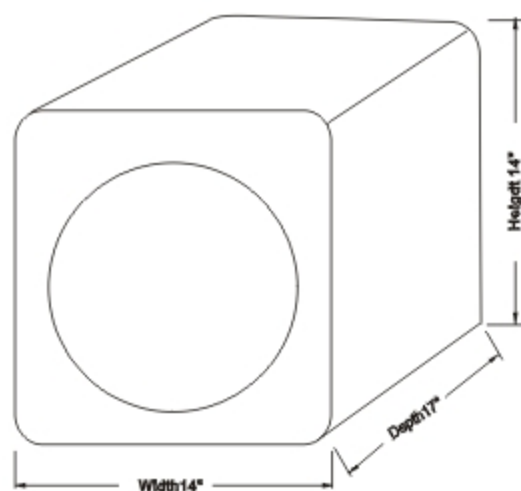
PLQB8



PLQB10

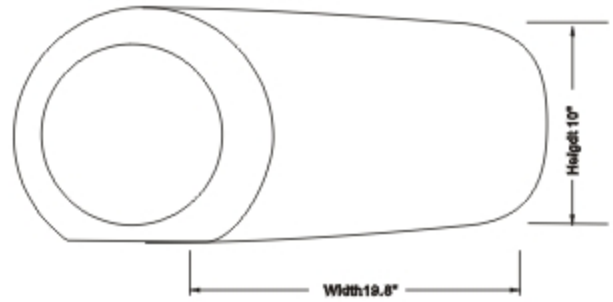


PLQB12

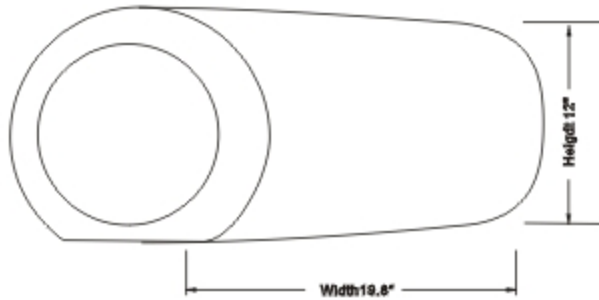


| FEATURESD | PLQB8 | PLQB10 | PLQB12 |
|----------------------|-------------|-------------|-------------|
| Woofer Size | 8" | 10" | 12" |
| Power Handling(Peak) | 400W | 500W | 600W |
| Frequency Response | 35Hz-800 Hz | 30Hz-700 Hz | 25Hz-600 Hz |
| Woofer Used | PLQB8 | PLQB10 | PLQB12 |
| Ports | 2 | 2 | 2 |
| Dimensions | 10"x10"x17" | 12"x12"x17" | 14"x14"x17" |

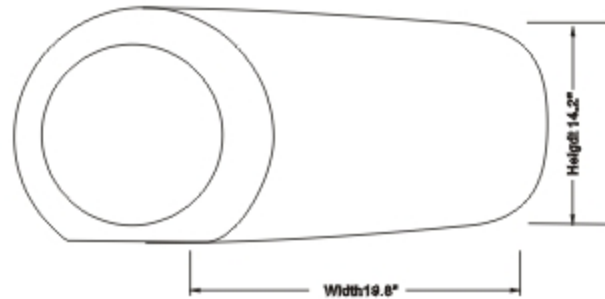
PLTAB8



PLTAB10

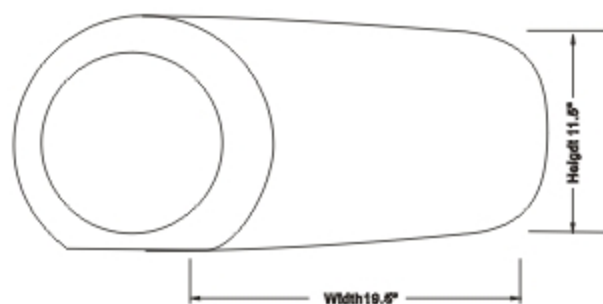


PLTAB12

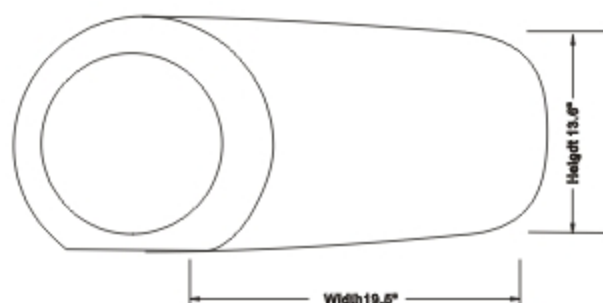


| FEATURESD | PLTAB8 | PLTAB10 | PLTAB12 |
|----------------------|-------------|-------------|-------------|
| Woofer Size | 8" | 10" | 12" |
| Power Handling(Peak) | 250W | 500W | 800W |
| Frequency Response | 35Hz-800 Hz | 30Hz-700 Hz | 25Hz-600 Hz |
| Woofer Used | PLTAB8 | PLTAB10 | PLTAB12 |
| Ports | 1 | 1 | 1 |
| Dimensions | 10"x19.8" | 12"x19.8" | 14.2"x19.8" |

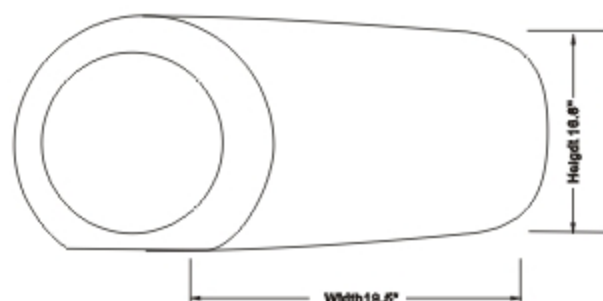
PLTB8



PLTB10

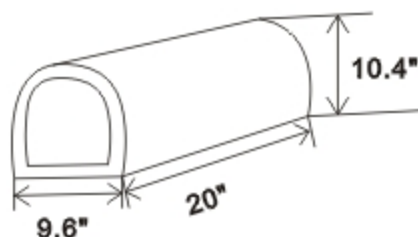


PLTB12

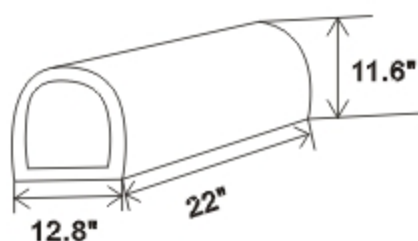


| FEATURESD | PLTB8 | PLTB10 | PLTB12 |
|----------------------|--------------|--------------|--------------|
| Woofer Size | 8" | 10" | 12" |
| Power Handling(Peak) | 400W | 500W | 600W |
| Frequency Response | 35Hz-800k Hz | 30Hz-700k Hz | 25Hz-600k Hz |
| Woofer Used | PLTB8 | PLTB10 | PLTB12 |
| Ports | 1 | 1 | 1 |
| Dimensions | 11.5"x19.5" | 13.6"x19.5" | 16.8"x19.5" |

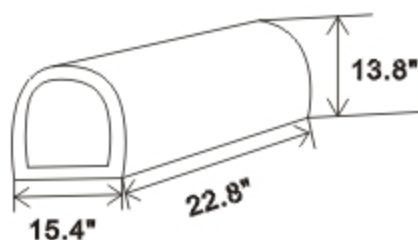
PLTA8N



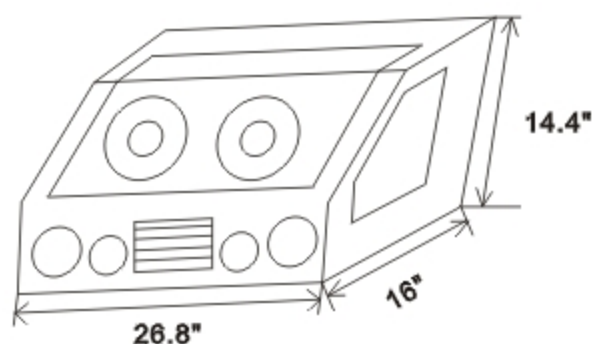
PLTA10N



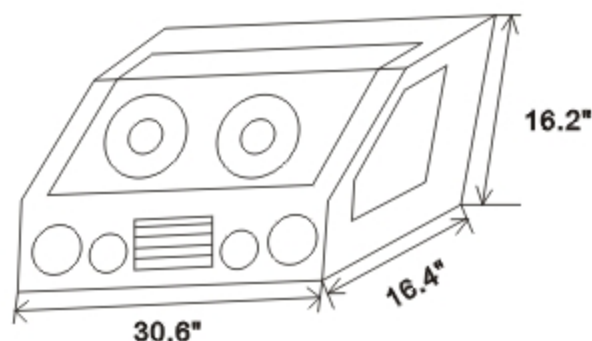
PLTA12N



PLBAW210



PLBAW212



| FEATURESD | PLTA8N | PLTA10N | PLTA12N | PLBAW210 | PLBAW212 |
|----------------------|----------------|-----------------|-------------------|-----------------|-------------------|
| Woofer Size | 8" | 10" | 12" | 10" | 12" |
| Power Handling(Peak) | 250W | 500W | 800W | 800W | 1000W |
| Frequency Response | 35Hz-800 Hz | 30Hz-700 Hz | 25Hz-600 Hz | 30Hz-700 Hz | 25Hz-600 Hz |
| Woofer Used | PLTA8N | PLTA10N | PLTA12N | PLBAW210 | PLBAW212 |
| Ports | 1 | 1 | 1 | 2 | 2 |
| Dimensions | 10.4"x20"x9.6" | 11.6"x22"x12.8" | 13.8"x22.8"x15.4" | 14.4"x22.8"x16" | 16.2"x30.6"x16.4" |

About Pyle PLQB/PLHB/PLTB/PLTAB/PLTA/PLBAW-Series Hatchback SubWoofer Systems

Congratulations

You have just purchased one of our high quality Pyle Hatchback Subwoofer Systems, PLQB/PLHB/PLTB/PLTAB/PLTA/PLBAW Series Hatchback Subwoofer System is carefully designed & manufactured for vehicle use. They could deliver consistent and high performance

The General Features of Pyle PLQB/PLHB/PLTB/PLTAB/PLTA/PLBAW Series Hatchback SubWoofer Systems

High Power 4 Ohm Sub-woofers

Aluminium Voice Coil

Bandpass Alignment For Extra Deep Bass

PLQB/PLTB Series: Non-Press Paper Cone With Cloth Edge

Plhb Series: Blue Polypropylene Cone

Specially Treated Black Rubber Edge Suspension

PLTAB series:Blue Polypropylene Cone

Specially Treated Black Rubber Edge Suspension

PLTA/PLBAW Series: Silver Polypropylene Cone

Specially Treated Black Rubber Edge Suspension