

PYLE *PODWIFIB64* Waterproof Rated Wall Mount Speakers

PyleUSA.com Outdoor Weatherproof Speaker System with Built-in Bluetooth and WiFi Music Streaming

Please read this manual thoroughly prior to using the unit in order to benefit fully from all features. Keep the manual for future reference.



- Prior to using the unit, please ask advice from a specialist. When the unit is switched on for the first time, some smell may occur. This is normal and will disappear after a while.
- The unit contains voltage carrying parts. Therefore do NOT open the housing.
- Do not place metal objects or pour liquids into the unit. This may cause electrical shock and malfunction.
- Do not place the unit near heat sources such as radiators, etc. Do not place the unit on a vibrating surface. Do not cover the ventilation holes.
- The unit is not suitable for continuous use.
- Be careful with the mains lead and do not damage it. A faulty or damaged mains lead can cause electrical shock and malfunction.
- Do not plug or unplug the unit with wet hands.
- If the unit is damaged to such an extent that internal parts are visible, do NOT plug the unit into a mains outlet and DO NOT switch the unit on. Contact your dealer. Do NOT connect the unit to a rheostat or dimmer.
- To avoid fire and shock hazard, do not expose the unit to rain and moisture.
- All repairs should be carried out by a qualified technician only.
- Connect the unit to an earthed mains outlet (220-240Vac/50Hz) protected by a 10-16A fuse.
- During a thunderstorm or if the unit will not be used for a longer period of time, unplug it from the mains.

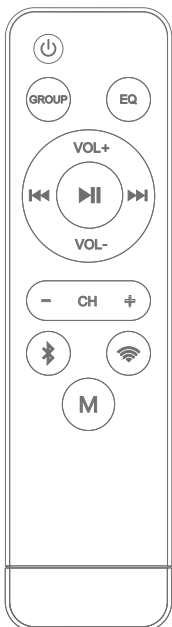
- If the unit has not been used for a longer period of time, condensation may occur. Let the unit reach room temperature before you switch it on. Never use the unit in humid rooms or outdoors.
- Do not use cleaning sprays to clean switches. The residues of these sprays cause deposits of dust and grease. In case of malfunction, always seek advice from a specialist.
- If this product have a built-in lead-acid rechargeable battery. Please recharge the battery every 3 months if you are not going to use the product for a long period of time. Otherwise the battery may be permanently damaged.
- If the battery is damaged please replace with same specifications battery. Dispose the damaged battery environment friendly.
- If the unit has fallen, always have it checked by a qualified technician before you switch ON the unit.
- Keep away from electronic equipment that may cause interference.

NOTE:

To make sure that the unit will function normally, it must be used in rooms with a temperature between 5°C/41°F and 35°C/95°F.

PART NAMES AND FUNCTIONS

1. Power switch
2. DC Power connector
3. Speaker output connector for passive speaker



GROUP

Power ON / OFF
Short press to join speaker group
Long press to exit speaker group



EQ

Switch EQ Effect

VOL+

Volume UP

VOL-

Volume Down



Previous



Play / Pause



Next

CH +

Switch UP for the predefined Channel

CH -

Switch Down for the predefined Channel



BT

Short press for switch to the BT play mode

Long press for switch to the BT pair mode

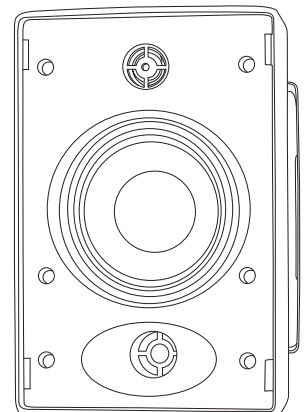
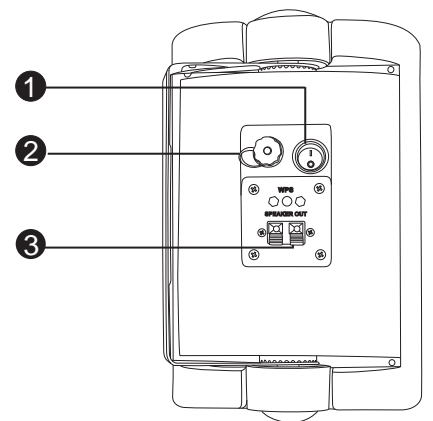
Short press for connect the speaker to the WIFI



Long press for restore to the factory settings

M

Switch between BT and WIFI



DOWNLOAD AND INSTALL MUZO PLAYER APP

Download the Muzo Player app via Apple store or Google play.



MUZO Player Apple Store



MUZO Player Google Play

POWER ON THE SPEAKER

Connect the DC adapter to the speakers and connect to 85V ~ 230V AC power, Then turn on power switch. The status indicator LED will be red and blinks fast, after about 10 sec. you will a sound which means the speaker is ready.

CONNECT THE SPEAKER TO WIFI NETWORK

Open the MUZO Palyer APP on your smart phone, the APP will automatically search for speakers. Follow the wizard step by step to complete the speaker settings.

Features:

- Includes (2) Speakers (Active + Passive)
- WiFi Wireless Music Streaming Ability
- Connect & Stream Audio via the 'MUZO Player' App
- Bluetooth Wireless Music Streaming
- Marine Grade Waterproof Construction
- 2-Way Full Range Stereo Sound Reproduction
- Built-in Digital Sound Amplifier
- Custom Tooled Design for High Power & Deep Bass Response
- Used for Audio Monitor and Surround Sound Applications
- Quick-Connect Speaker Terminals
- Adjustable Angle Wall Mount Brackets
- Rugged & Heavy Duty Cabinet Enclosure
- Stain Resistant & Rust Proof Speaker Grills
- Daisy-Chain Ability (Active to Passive Speaker) as Stereo System
- For Indoor / Outdoor Use
- Great in the Backyard, by the Pool or on the Patio!

The 'MUZO Player' App:

- Free to Download via Your Smartphone
- Conveniently Access & Stream Your Music Library
- 'Multi-Room Mode' Connects Multiple Devices & Rooms
- Compatible with Spotify, iHeartRadio, Tuneln & More
- Available for iOS and Android

Bluetooth Connectivity:

- Built-in Bluetooth for Wireless Music Streaming
- Simple & Hassle-Free Pairing
- Works with All of Today's Latest Devices (Compatible with Smartphones, Tablets, Laptops, Computers, etc.)
- Bluetooth Version: 4.0
- Bluetooth Network Name: 'PyleUSA'

What's in the Box:

- (1) Active Speaker
- (1) Passive Speaker
- Remote Control
- Power Adaptor Cable
- Speaker Cable

Technical Specs:

- Power Output: 300 Watt MAX (150 Watt RMS)
- Bluetooth Wireless Range: 98'+ ft.
- WiFi Wireless Range: 98'+ ft.
- Speaker Size: 6.5" -inch
- Tweeter Type: 1.0" Silk Dome
- Frequency Range: 70Hz-20KHz
- T.H.D.: <0.05% @1W
- SPL: 91 dB
- Standby Power: 5 Watts
- Speaker Cable Length: 16' ft.
- Active Speake Control: Power ON/OFF
- Audio Format Support: AAC LC/LTP, HE-ACCv1, HE-ACCv2, AMR-NB, AMR-WB, FLAC, Mp3, Vorbis, PCM/WAVE, ALAC
- Remote Control Battery Operated Requires (1) x CR-2025, Button Cell
- Power: 100-240V (DC 19V Power Adapter)
- Single Speaker Dimensions (L x W x H): 9.72" x 9.53" x 6.21" -inches
- Sold as: Pair



VISIT US ONLINE:

Have a question?
Need service or repair?
Want to leave a comment?

[PyleUSA.com/ContactUs](https://www.pyleusa.com/ContactUs)

PYLE