


• For safety, please use the smaller size earplug than your normal size earplug when doing outdoor sport and make sure you can hear the outside sounds:

L size → M size M size → S size

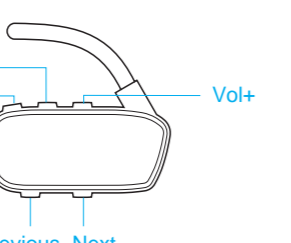
• For safety, please do not use the headset when you are driving a car, a motorcycle, ship, a bike, or walking on the street. Please follow the local laws and regulations.

www.PyleUSA.com 1

About PSWP28BK



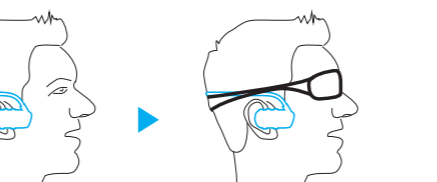
Swimming earbuds: L SIZE, S SIZE
Land use earbuds: L SIZE, M SIZE, S SIZE



www.PyleUSA.com 2

Wearing

Please put swimming goggles against the connecting rod at the point near ear.

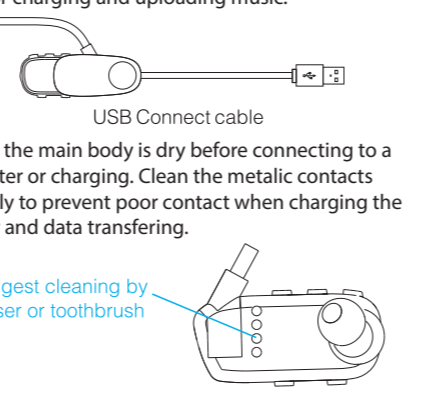


Note: When swimming, please do use the swimming waterproof earbuds. Please choose earbuds according to your wearing comfort.

www.PyleUSA.com 3

Charging and Upload

- Please connect the player to a computer via USB clip cable for charging and uploading music.
- Be sure the main body is dry before connecting to a computer or charging. Clean the metallic contacts regularly to prevent poor contact when charging the battery and data transferring.



Note: When charging, red light turns on. After fully charged, the light turns to green. Charging time 2~2.5 hours

www.PyleUSA.com 4

How to pair Bluetooth

- Turn on the device by long press "play" button for 3 seconds. There will be a voice prompt "power on, waiting for connection". Green and red light will flash.
- Turn on the mobile phone Bluetooth function, search and choose "PyleUSA". Bluetooth Password: '0000'. There will be a voice prompt "Bluetooth is connected"

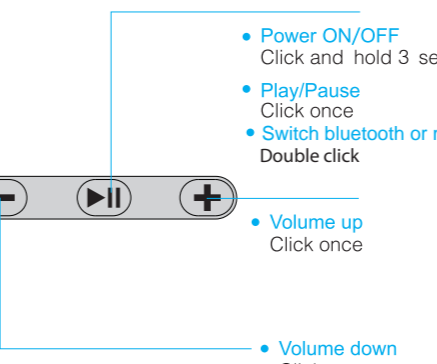
- Listen to music in Bluetooth connection**
Short press "play" button to play or pause music
Press "Vol+" or "Vol-" to adjust music volume
Short press for next/previous track
- Phone call in Bluetooth connection**
Short press "play" button to receive or hang up phone call.

Switching Bluetooth and MP3 mode

Double click "play" button to change between Bluetooth and MP3 Mode.

www.PyleUSA.com 5

Listening to Music




- Power ON/OFF**
Click and hold 3 seconds
- Play/Pause**
Click once
- Switch bluetooth or mp3**
Double click
- Volume up**
Click once
- Volume down**
Click once

www.PyleUSA.com 6

Operating

- Next**
Click once
- Previous**
Click once




MP3 Shuffle Play Mode ON:
When the player is ON, press ►|| then press ►►

MP3 Shuffle Play Mode OFF:
When in Shuffle Play Mode, press ►|| then press ◀◀, the player will be in normal play mode.


Note: MP3 player keys are multi-functional. Different operating modes stands for different functions.

www.PyleUSA.com 7


Blow off The Water Film



The volume may comes down when swimming, it's because it forms a thin water film on the waterproof net or speaker film.



Take off the waterproof earbuds, and blow off the water film.



Squeeze the earbuds to let the water come out.

- Put the player in a dry place for more than 10 hours air drying and the volume will come back to normal.

www.PyleUSA.com 8

Precautions

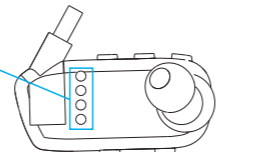
- Do not use the player in an extreme environment, the player may not work on temperature over 104°F or below 23°F or in a very dry environment.
- Do not disconnect the player when it is formatting, uploading, or downloading otherwise it would cause "program error" or "computer dis-recognition".
- Do not repair, dismantle or rebuild the player without permission with the manufacturer.
- Turn down the volume to avoid damaging your hearing.
- We are not responsible for any personal data loss or other indirect losses caused by improper operation, software, hardware, product maintenance or other incident.
- Charge the battery atleast once a month even if the device is not been used which can protect and extend the battery life. Please do not leave the device 10 months without charging.

Troubleshooting

Problem	Resolutions
• Will not turn ON	MP3 has no power, please recharge.
• Lights ON, but no sound	Check the volume level Make sure it is WMA and MP3 file. Wrong or damaged MP3 files may cause some noise and failure in playing music. Format the mp3 by a computer. Reset the mp3 by 10-20 seconds by long pressing the play/pause button. Dry it naturally for 1~2days and recharge. (Afler swimming, put device at ventilated place).

Troubleshooting

Problem	Resolutions
• Can not be read by computer Or disconnected in few minutes	Check if the USB cable is broken or USB clip is not well connected and stable. Check if the USB driver is installed in the computer. Try other USB ports (back side of the PC) or other computer. Check if the MP3 gold pin is dirty. You can use cotton swabs dipped in alcohol or toothbrush and clean water.



Troubleshooting

Problem	Resolutions
• Crashing: all the buttons is not working, can not turn on or turn off	Reset the MP3 Player by long pressing the Play/Pause button 10-20 seconds. Discharge the MP3 and recharge again. Dry it naturally for 1-2 days and recharge. (Put the device in a ventilated place after swimming)
• Lights on, but can not charge or turn on	Return to dealer
• Earphone sound, one side has low volume or no sound Low volume under water	Dry it naturally for 1~2days and recharge.(Put the device in a ventilated place after swimming)

MP3 SPECIFICATIONS

- Marine Grade IPX8 Waterproof Rating
- Dimensions (L x W x H): 5.51" x 1.69" x 4.33" -inches
- Weight: 0.057 lbs.
- USB 2.0 High-Speed Data Transfer
- Lithium Battery: 200mAh
- 8 GB Integrated Flash Memory
- Digital Audio File Support: MP3, WMA, APE, FLAC, WMV
- File Format: FAT16, FAT32
- MP3 bite rate: 8Kbps ~ 320Kbps
- Earphone output power: 5mW + 5mW
- Frequency Response: 20Hz - 20kHz
- S/N Ratio: >70dB
- Signal Distortion: <0.3%
- Operating environment: 32°F - 104°F
- Operating time: 10hours

BLUETOOTH SPECIFICATIONS

- Bluetooth Supports: Bluetooth V4.2, HFP V1.7, HFP V1.2, A2DP V1.3, AVRCP V1.6
- Multipoint support for HFP connection to 2 handsets for voice.
- Multipoint support for A2DP connection to 2 A2DP sources for music playback
- Support voice guide
- Standby time: 150 hours
- Talking time: 8 hours
- Playing music time: 10 hours
(Playing time depends on different volume and songs)
- Bluetooth Wireless Range: 30'+ Ft.
- Certification: BQB; CE; FCC; ROHS; Reach

Packing List



Sport IPX8 Waterproof bluetooth and MP3 earphone



USB Connect cable



Swimming earbuds



Manual



Land use earbuds

PYLE
PyleUSA.com

flextreme



PSWP28BK

Flextreme Waterproof MP3 Player
with Headphones

USER MANUAL