

PYLE

PyleUSA.com



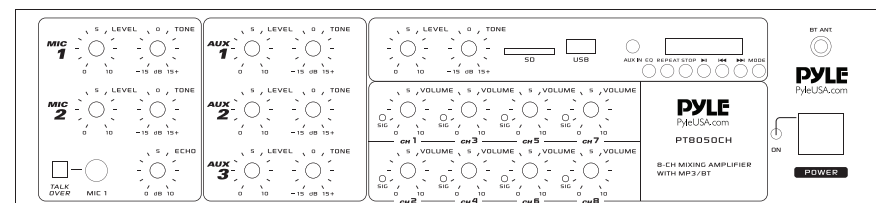
VISIT US ONLINE:
Have a question?
Need service or repair?
Want to leave a comment?
PyleUSA.com/ContactUs

PYLE

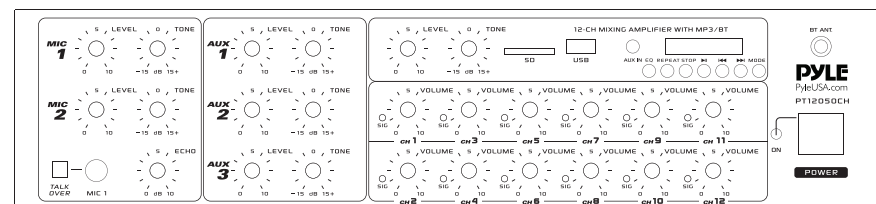
Questions? Issues?
 We are here to help!
 Phone: (1) 718-535-1800
 Email: support@pyleusa.com

PYLE

PyleUSA.com



PT8050CH
8 Channel



PT12050CH
12 Channel

PT8050CH - PT12050CH
 Audio Karaoke Wireless BT Amplifier
 Stage & Studio Sound Mixer Receiver System
 with Microphone Talk-Over, MP3/USB/SD/AUX, Rack Mount

USER GUIDE

Pyle's Wireless BT 8/12CH Amplifier is the perfect solution for all of your audio needs. Using the latest sound amplification technology and an impressive 8000 /12000 Watt power output, this receiver is designed to deliver pure 8/12CH sounds from a wide range of connected music sources. Built-in Wireless BT audio receiver ability allows you to stream your music wirelessly and it works with all of your favorite devices (like Smartphones, Tablets, Laptops, Computers, etc.) Enjoy full range 8/12CH sound reproduction when streaming audio with a wireless range of up to 30' feet. Additional system features include FM Radio with LED display, USB Flash Drive Reader, SD Card Reader, (2) 1/4" Microphone Inputs, Binding Post Speaker Terminal connectors, (3) RCA Stereo Inputs, Line Stereo RCA Output, and along with an Aux (3.5mm) jack to connect even more external devices. Take control of your sound with the Pyle **PT8050CH & PT12050CH** Wireless BT Stereo Amp Receiver.

High Performance Features:

PT8050CH & PT12050CH is a power amplifier to deliver clean power to your speakers. **PT8050CH & PT12050CH** with best design and best components can give you a profoundly positive effect on sound quality for your home theater, media room, or whole-house audio system. Design and customize a home theater that fits seamlessly into your home usage, and Multi-channel amps like the **PT8050CH & PT12050CH** incorporate high-efficiency, space-saving digital technology. Or go big with complete, whole-house audio solutions. Whether you want to maximize your home theater experience or transform your living space, PYLE Audio has total solutions to help you get the most out of your movies and music from clean power amplifiers to in-wall and outdoor speakers, subwoofers, custom controls, and more. Rated at 50 watts per channel RMS at 8 ohms, the **PT8050CH & PT12050CH** from PYLE Audio is driving complex audio systems and will distribute sound to 6 different locations without the risk of overload. Equipped with rack-mountable high current amp includes 8/12 channels (speakers), so owning this amp is like having three Stereo channel amps in one efficient location.

Make PYLE Audio as a Part of Your Total Audio Solution

PYLE Audio offers everything you need to design and build a complete home theater solution, customized to your home. In-wall speakers, amplifiers, custom control products, and more are all available to give you the perfect home audio experience, indoors or outdoors.

Available For Wall/Ceiling Speakers

Large cone areas pivoting drivers, ease of installation and exceptional sound quality make PYLE Audio's line of in-wall and in-ceiling speakers an excellent choice for those who don't want to give up precious floor or shelf space. PYLE Audio offers models with varying features, materials, and cone sizes to fit any application and budget.

Available For Outdoor Speakers

Make your next backyard BBQ or swim party special by installing an outdoor speaker system. PYLE Audio offers a huge selection of affordable models, from weather-resistant patio speakers to heavy-duty rock speakers that blend into any landscape. PYLE Audio outdoor speakers are built tough and tested under extreme weather conditions to ensure a long and happy life.

Available For Audio Control

A whole-house audio system lets you enjoy great sound in every room of your house. Pyle Audio has everything you need for a whole-house system, including volume controls, speaker selectors and IR repeater systems that let you hide your electronics neatly inside a cabinet.

So choose the **PYLE Audio Amplifier** that's right for you.

Wireless BT Streaming Operation Instruction

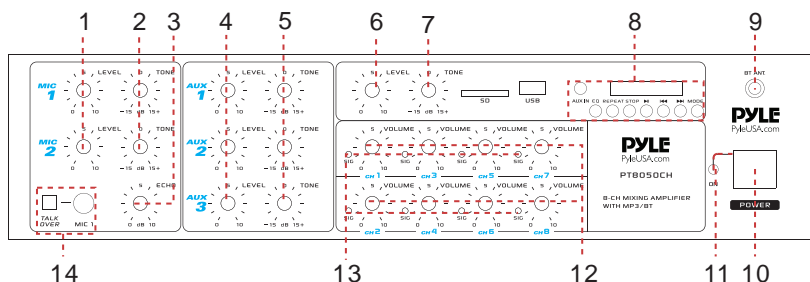
External devices which have a built-in Wireless BT feature can be connected to this amplifier wirelessly to play through the amplifier's speakers.

1. At first be sure that the amplifier is powered **ON**, and turn the volume to the **MINI** position. And it's better to pull the Wireless BT Antenna on at the back panel for better receiving.
2. Press the BT/Line button switch in **ON** the front panel, you will hear the voice "**POWER ON**" and also "**PAIRING**", and then the unit is automatically ready to pair with your external device.
3. Turn **ON** the Wireless BT of your external devices like Smartphone, Computer, and others, etc.
4. Search for available Wireless BT devices within range of your external device and wait for your device to select "**BT-RY**" on the pairing devices lists.
5. And seconds later when you heard a voice "**Your Device is Connected**", then the Wireless BT pairing is success.
6. You can now play music on your external device through the amplifier.

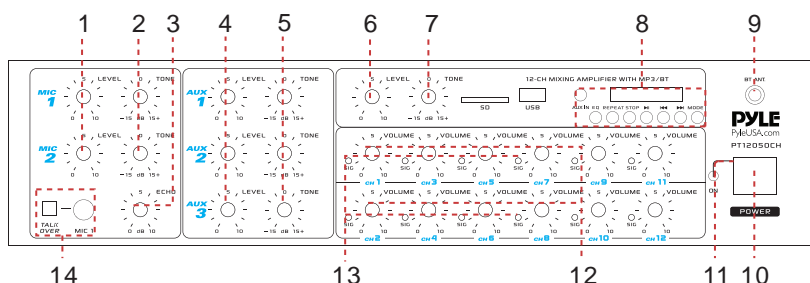
Features and Controls:

FRONT PANEL

PT8050CH

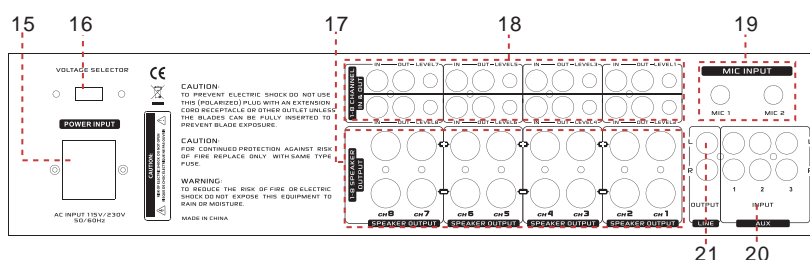


PT12050CH

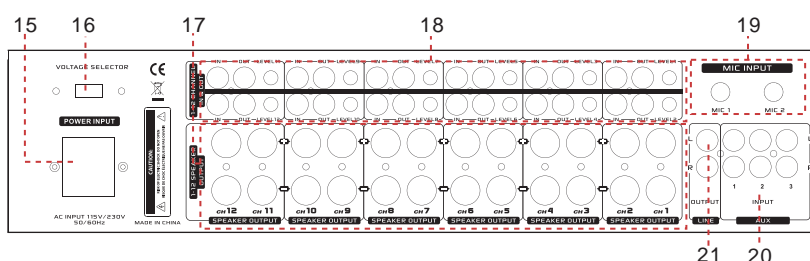


BACK PANEL

PT8050CH



PT12050CH



Front Panel & Back Panel

1. Separate MIC 1 and MIC2 Volume Control
2. Separate MIC 1 and MIC2 Tone Control
3. Microphone Voice Priority Level Control
4. Separate AUX 1, AUX2, and AUX3 Input Level Control
5. Separate AUX 1, AUX2, and AUX3 Tone Control
6. AUX/MP3 (USB & SD) Input Level Control
7. AUX/MP3 (USB & SD) Input Tone Control
8. BT/USB/SD/AUX Function Control USB/SD Ports

AUX IN: 3.5mm AUX Input

MODE: BT/USB/SD/AUX/FM Switch

◀◀: Button Doubles as Previous Song

▶▶: Button Doubles as Play/Pause

▶▶: Button Doubles as Next Song

VOL+/VOL- : Button for Volume + and Volume -

9. BT Antenna

10. Power **ON/OFF** Switch

11. Power On/Off LED

12. Separate Channel 1-8 or 1-12 Channel Output Volume Control

13. Separate Channel 1-8 or 1-12 Channel Output LED Signal

The Indicator Lights when the Output is working.

14. MIC 1 INPUT JACK & MIC1 Priority Function On/Off Button

Allows you to connect up to 6.35 type microphone, and can be used as the normal dynamic MIC input.

15. Power Input

16. Power Selector (110V/60Hz or 230V/50Hz)

17. Speaker Stereo Output Binding Posts

18. (8) Separate RCA Audio Inputs with Separate Level Control

(8) Separate RCA Audio Output with Separate Level Control

19. Separate MIC1 & MIC2 TRS Inputs

20. Separate Stereo AUX 1, AUX2, & AUX 3 RCA Inputs

21. Line Stereo RCA Outputs

Help & Troubleshooting

If you experience any of the following difficulties while using the unit, use this troubleshooting guide to help you remedy the problem, should any problem persist, consult your nearest dealer.

Problem	Possible Cause & Solution
No Power	<ul style="list-style-type: none"> *Ensure the power cord is securely connected. *Plug a different device into the electrical outlet to verify that the outlet is working correctly
No Sound	<ul style="list-style-type: none"> *The wrong input was selected on the amplifier *Music master volume control is set to minimum * Fuse defective *Speakers and speaker cables are either not connected, loose or malfunctioning.
Microphone No Sound	<ul style="list-style-type: none"> *The microphone is not turned on *The microphone cable is either loose or not functioning *The microphone volume for that channel is set to minimum *The microphone is not functioning correctly
Severe Hum or Noise	<ul style="list-style-type: none"> *Ensure all cables and wires are securely connected *Connect a different source device to see if the buzzing persists. If does not, the problem may be with the original device. * Connect your device to a different input to the amplifier * The volume is set too high and the loudspeakers distort

Wireless BT Connectivity:

- Works with All of Today's Latest Devices
- Smartphones, Tablets, Laptops, Computers, etc.
- Wireless BT Version: 2.1
- Wireless BT Network Name: 'BT-AUDIO'
- Wireless BT Network Password: '0000' (4 Zeroes)
- Wireless Range: Up to 30' + ft.

What's in the Box:

- Amplifier Mixer System
- Wireless BT Antenna
- Detachable Rack Mount Brackets
- Power Cable

	PT8050CH	PT12050CH
Amplifier Type	8-Channel	12-Channel
Power Output	4000 Watt MAX	6000 Watt MAX
MAX Power	8-CH x 500 Watt @ 4 Ohm	12-CH x 500 Watt @ 4 Ohm
RMS Power	8-CH x 250 Watt @ 8 Ohm	12-CH x 250 Watt @ 8 Ohm

Features:

- High-Powered Audio Amplifier
- Multi-Zone Audio Source Mixing Receiver
- Home Theater Pro Audio Sound Control
- Lab Tested Stage & Studio Performance
- Built-in BT for Wireless Audio Streaming Ability
- Microphone Talk-Over / Voice Priority Function
- Digital LCD Display Screen
- Front Panel Button & Rotary Control Center
- Audio Input Mode Selectable (BT/USB/SD/AUX)
- Independent Channel & Microphone Audio Configuration
- Connect & Stream Audio from External Devices
- MP3 Digital Audio File Support
- USB Flash & SD Memory Card Readers
- USB Port Doubles as Device Charge Port
- Aux (3.5mm) Audio Jack
- (3) 1/4" Microphone Jacks (2 Rear, 1 Front)
- RCA (L/R) Audio Input / Output Jacks
- Speaker Binding Post Output Connectors
- Power ON/OFF Switch
- LED Audio Signal Indicator Lights
- Universal Rack Mount Compatible
- Built-in Safety, Overload and Short Circuit Protection
- Used for Stage, Studio, Home, Office & Business Audio Applications

Technical Specs:

- Frequency Response: 20Hz-20kHz
- Signal to Noise Ratio: >81dB
- T.H.D.: <0.1%
- Digital File-Type Compatibility: MP3, WMA, WAV, FLAC
- Maximum USB/SD Flash Support: 64GB
- Battery Operated Remote, Requires (1) x 'CR-2032', Included
- Power Cable Length: 4.9 ft.
- USB Power: 5V/1A
- Power Supply: 115/230V, Switchable
- Dimensions (L x W x H): 16.9" x 11.0" x 3.9" - inches

California Prop 65 Warning



WARNING:
This product contains Nickel carbonate which is known to the state of California to cause cancer birth defects and other reproductive harm. Do not ingest.

For more info go to: www.P65warnings.ca.gov