

PYLE

PyleUSA.com



VISIT US ONLINE:
Have a question?
Need service or repair?
Want to leave a comment?
PyleUSA.com/ContactUs

PYLE

Questions? Issues?
We are here to help!
Phone: (1) 718-535-1800
Email: support@pyleusa.com

PYLE

PyleUSA.com



PT30UBT
2x30Watts



PT90UBT
2x90Watts

PT30UBT - PT90UBT

Home Theater Wireless BT Streaming Receiver Amplifier
Home Audio Power Amplifier MP3/USB Readers and FM Radio,
Dual Channel Wireless Sound Audio Stereo Receiver System

USER GUIDE

Please read these operating instructions carefully before use.
They will acquaint you fully with its features.

This product adopts highly advanced digital techniques, high powered, two -channel outputs to be the media center of your living room. It includes an FM tuner, MP3/USB/Wireless BT input headphone jack. This Pyle Pro hybrid amplifier also has sub-out for a variety of applications.

CAUTION

RISK OF ELECTRIC SHOCK
DO NOT OPEN

WARNING: TO REDUCE THE RISK OF FIRE OR ELECTRIC SHOCK. DON'T EXPOSE THIS EQUIPMENT TO RAIN OR MOISTURE.



TO REDUCE THE RISK OF FIRE OR ELECTRIC SHOCK AND ANNOYING INTERFERENCE, USE THE RECOMMENDED ACCESSORIES ONLY.



THIS DEVICE IS INTENDED FOR CONTINUOUS OPERATION!

*Designs and specifications are subject to change without notice.

FEATURES

- Home Theater Amplifier Receiver System
- Ability to Connect External Devices & Speakers
- Built-in BT for Wireless Music Streaming
- MP3 Digital Audio File Support
- USB Flash Card Readers
- FM Radio with LED Display
- (2) 1/4" Microphone Inputs
- RCA (L/R) Audio Input/Output
- Banana Binding Post Speaker Output Jacks
- Front Panel Button Control Center
- Echo, Bass, Treble, Sub, Mic Volume Adjustable
- Mic Volume & Master Volume Knob Surrounding with LED Lights
- Lights Changing Volume

BLUETOOTH WIRELESS STREAMING

- Built-in Bluetooth for Wireless Music Streaming
- Simple & Hassle-Free Pairing
- Works with All of Today's Latest Devices (Smartphones, Tablets, Laptops, Computers, etc.)
- Bluetooth Version: 5.3
- Wireless Range: Up to 32' ft

1. Before you can use a Wireless BT device, it must be paired and connected. Make sure that Wireless BT is activated on your device before you begin the pairing process.
2. Search for Wireless BT Network Name: PT30UBT/PT90UBT.

PRECAUTIONS

1. **Power Source:** The unit should be connected to a power supply AC-115/60Hz, AC-230V/50Hz.
2. **Ventilation:** The unit should be situated so that its location or position does not interfere with its proper ventilation. Place the unit at least 10cm away from the walls.
3. **Water and Moisture:** The unit should not be used near water-for example, near a swimming pool, in a wet basement, etc.
4. **Electric Shock:** If a metal objects, such as a hair pin or a needle, comes into contact with the inside of this appliance, a dangerous electric shock may result. For families with children, never permit children to put anything, especially metal, inside this unit.
5. **Enclosure Removal:** Do not open the unit as this might result in damage to the circuitry or electrical shock. If a foreign object should get into the unit, contact your dealer or service company.
6. **Abnormal Smell:** If an abnormal smell or smoke is detected, immediately turn the power **OFF** and pullout the power cord. Contact your dealer or nearest service station.

How to replace the preset radio stations?

NOTE: The preset radio stations can't be deleted, **BUT CAN BE REPLACED.**

In FM mode, press and hold "Scan" button for more than 3 Seconds, unit will auto search and store stations.

OPERATION

1. POWER

Use this button to turn **ON** or **OFF** the speakers.

Caution: Make sure that all connections are properly connected and the main volume is set to minimum level before turning **ON** the unit.

2. INPUT SELECT

Select the input source: CD/DVD, USB, Radio, Wireless **BT** Streaming

3. MICROPHONE VOLUME: MIC VOL

Adjust "**MIC VOL**" knob to increase or decrease the karaoke volume

4. ECHO

Adjust "**ECHO**" to get a satiable echo effect.

5. TREBLE/BASS

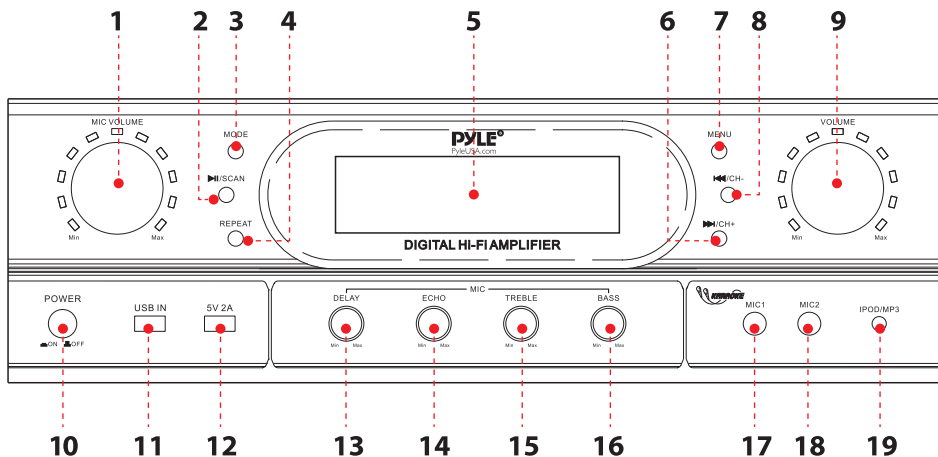
Turn **TREBLE/BASS** knob to adjust treble/bass tone master channel.

6. MASTER VOLUME

You can adjust **MASTER VOLUME** from turn right volume up, turn left volume down.

CONTROLS & FUNCTIONS

FRONT PANEL



1. MIC. VOLUME CONTROL

2. ►/SCAN:

In **USB/MP3 mode**: Press to start or pause audio playback.

In **FM mode**: Press and hold this button for more than 3 seconds, unit will auto search and store stations.

3. Mode-Input select key

4. REPEAT FUNCTION

5. LED display

6. NEXT/CH+

In **USB/MP3 Mode**: Move forward through tracks

In **FM Mode**: Press to select next saved station

7. **MENU**: Press this button to select the Treble/Bass/Balance controller, then use the knob to adjust the volume.

8. PREVIOUS/CH-

USB/MP3 Mode: Move back through tracks

In **FM Mode**: Press to select previous saved station

9. Master Volume Control

10. **Power Switch**: Press to power unit ON/OFF

11. USB READER

12. 5V/2A Charging port

13. Delay function

14. Echo

15. **Treble**: Used to adjust the microphone treble

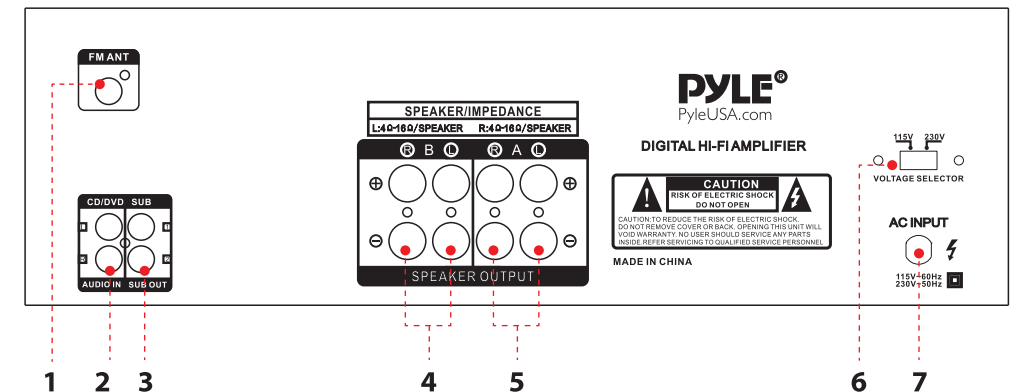
16. **Bass**: Used to adjust the microphone bass

17. Mic 1 Input

18. Mic 2 Input

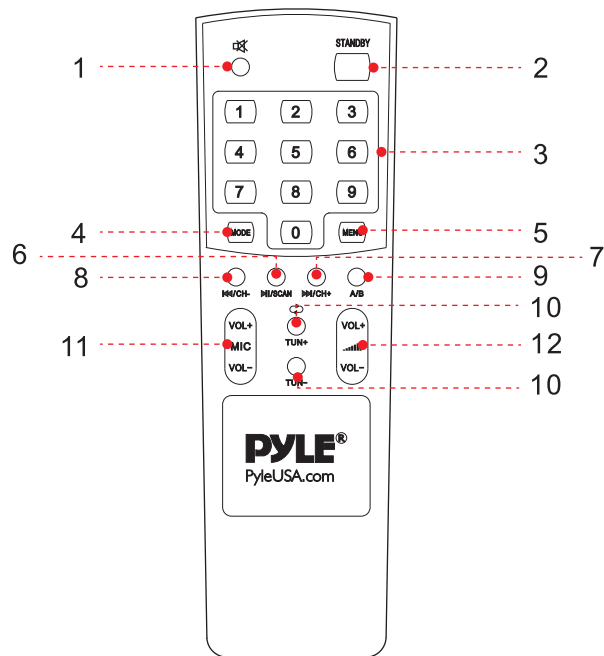
19. IPOD/MP3 Input

BACK PANEL



- TUNER ANT:** Connect for FM antenna
- AUDIO/CD/DVD INPUT JACKS**
- SUB OUT**
- B SPEAKER OUTPUT TERMINALS:**
Connect other speaker system(s) to these terminals.
- A SPEAKER OUTPUT TERMINALS:** Connect other speaker system(s) to these terminals.
- VOLTAGE SELECTOR SWITCH:** Slide to select correct voltage 115V or 230V.
- POWER CORD:** Connect to AC 115V/60Hz and 230V/50Hz outlet.

REMOTE CONTROL

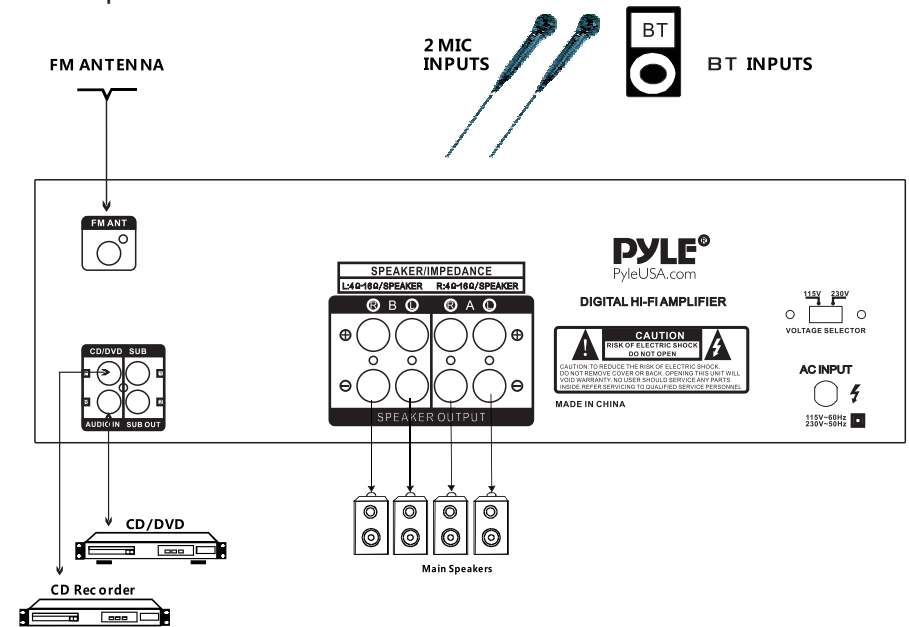


- Mute
- Standby
- Number pad
- Mode:** Input select key
- Menu:** Used to adjust Treble/Bass volume and Balance
- MI/SCAN:**
In USB/MP3 MODE: Press to start or pause audio playback
In FM mode: Press and hold this button for more than 3 seconds, unit will auto search and store stations.

- NEXT/CH+**
In USB/MP3 Mode: Move forward through tracks
In FM Mode: Press to select next saved station
- PREVIOUS/CH-**
USB/MP3 Mode: Move back through tracks
In FM Mode: Press to select previous saved station
- A/B channel selector**
- Tuning +:**
In USB/MP3 MODE: Press to repeat current track.
In FM MODE: Press to move through the stations in single increments.
- Tuning -:**
In FM MODE: Press to move through the stations in single increments.
- Mic Volume adjustment keys**
- Master Volume adjustment keys**

Remote Controller Operation

- Remote controller should be operated within 6 meter and the scope of 30° in front of receiver.
- Make sure that there is no big obstacle between remote controller and machine.
- Remote sensor should be far away from the light, high amounts of light can affect its performance.



SAFETY INSTRUCTIONS

1. Make sure that all connections are properly connected and the main volume is set to minimum level before turning **ON** the unit.
2. When more than one pair of speakers are used, (specially the main speaker output) make sure that the speakers used are of the same wattage and impedance, otherwise the unit maybe damaged under high power or long term operation.
3. To avoid humming sounds and unwanted noise, make sure that all the wires are properly inserted.
4. For speaker cords, strip off the vinyl coating and twist the wire tip. Push down the pink jack or loosen the screw terminal, before inserting the wire tip, then fasten it and tighten the screw. Be careful not to let the wires stick out of the terminal otherwise this may cause short circuit when wires of different terminal contact each other.
5. After the unit is turned **ON**, adjust the main volume to the desired level same with bass and treble volume, etc.

What's in the Box

- Home Theater Wireless BT Streaming Receiver Amplifier
- Remote Control
- Power Cable
- FM Antenna



PT30UBT

Home Theater Wireless BT Streaming Receiver Amplifier

2x30 Watts Home Audio Power Amplifier MP3/USB Readers and FM Radio, Dual Channel Wireless Sound Audio Stereo Receiver System

Technical Specs:

- Power Output: 2x30Watts
- Amplifier Receiver Type: Dual Channel
- Speaker Impedance: 4-16 Ohm
- S/N Ratio: >80dB
- T.H.D.: 0.08%
- Frequency Response: 20Hz-20kHz
- Radio Station Memory: Automatic Save Stations, No Presets
- Digital Audio File Support: MP3 / WMA
- Maximum USB Flash Support: Up to 128GB
- Power Cable Length: 4.9' ft.
- Power Supply: 115V/230V, with Voltage Selector Switch
- Remote Control Battery Operated, Requires (2) x 'AAA' Batteries (Not Included)
- Total Unit Dimensions (L x W x H): 16.93" x 12.68" x 5.43" -inches

PT90UBT

Home Theater Wireless BT Streaming Receiver Amplifier

2x90 Watts Home Audio Power Amplifier MP3/USB Readers and FM Radio, Dual Channel Wireless Sound Audio Stereo Receiver System

Technical Specs:

- Power Output: 2x90Watts
- Amplifier Receiver Type: Dual Channel
- Speaker Impedance: 4-16 Ohm
- S/N Ratio: >80dB
- T.H.D.: 0.08%
- Frequency Response: 20Hz-20kHz
- Radio Station Memory: Automatic Save Stations, No Presets
- Digital Audio File Support: MP3 / WMA
- Maximum USB Flash Support: Up to 128GB
- Power Cable Length: 4.9' ft.
- Power Supply: 115V/230V, with Voltage Selector Switch
- Remote Control Battery Operated, Requires (2) x 'AAA' Batteries (Not Included)
- Total Unit Dimensions (L x W x H): 16.93" x 12.68" x 5.43" -inches