

SereneLife



SLHNDMSG85

Electric Hand Massager with Compression

6 Modes & 6 Levels Pressure Point Therapy
Massager for Arthritis, Pain Relief, Carpal Tunnel,
and Finger Numbness

User Manual

Please read this manual carefully before using the product, and keep it in a safe place for future reference.

Please charge the unit before using it for the first time to extend the battery life. Use a 5V,1A (or 2A) cellphone charger to charge it.

When charging, the power indicator will flash which indicates the machine is charging. The Power indicator turns off after charging is completed.

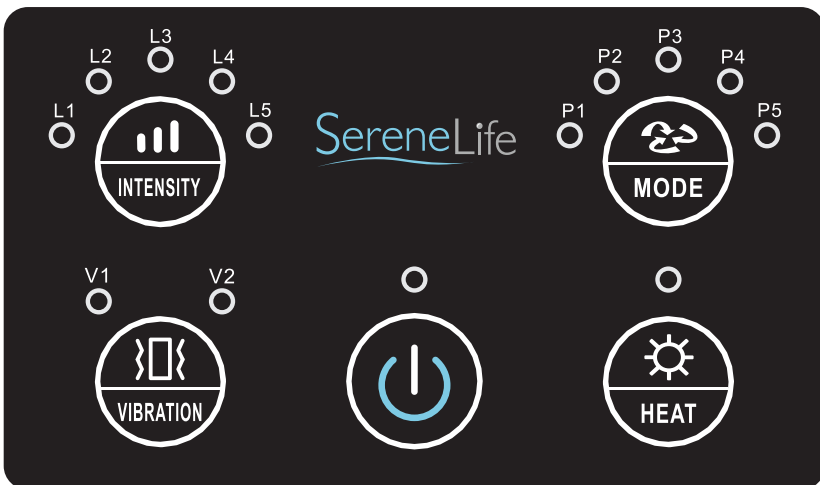
Suitable for:

- Someone who uses the computer for a very long period of time.
- People who have poor palm blood circulation.
- Women who want to maintain beautiful hands.

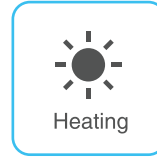
Product Features

- Ergonomic design conforms to acupuncture points and curves of hands
- Pneumatic segmented extrusion massage
- Full palm acupuncture massage
- With Heat function for cold circumstance (Optional function).
- Microseismic massage increase the massage interest (Optional function).


Control Panel



▶▶▶ FEATURES



▶▶▶ COMPONENTS



▶▶▶ HOW TO USE THE CONTROL PANEL



Power button

Turn power **ON** or **OFF**. Press and hold for 2 seconds to turn **ON** the power supply, and then press the intensity button, the machine will start to work. The default massage run time is 15 minutes, the power will be turned **OFF** automatically after 15 minutes.



Intensity button

The default value is L3, with a total of 5 levels of intensity. You can select it from L3 - L4 - L5 - L1 - L2 in sequence. L1 is weakest and L6 is strongest.



Mode key

The default model is P1, with a total of 5 modes available.

You can choose your favorite mode to massage, which is from P1 - P2 - P3 - P4 - P5 - P1 in sequence.



Vibration button

Press it to turn **ON/OFF** the vibration.

There are 2 modes of vibration. You can choose according to your requirement.



Heating key

Press it to turn on/turn off the heating.

5 minutes later, the inner temperature will go up obviously.

▶▶▶ Troubleshooting method

Unusual Circumstances	Possible Causes	Method of Processing
Unable to start product	Battery drain	Please recharge battery
	Unit not starting up correctly	Press and hold power button for 2 seconds
Theres a faint sound while using	Sound of air pump (buzzing)	This is a normal sound and not a fault
	Sound of solenoid valve (tick)	

Features:

- Innovative and Multifunctional Hand Massager
- Squeezes Away the Stress and Strain
- Improves Blood Circulation
- Avoids Finger Numbness or Chronic Pain after a Carpal Tunnel Surgery
- Easy to Use
- 6 Intensities, 6 Different Program Modes
- 2 Vibration Modes and 1 Heat Function
- Cordless Rechargeable
- Built-in Rechargeable Battery
- Ergonomic Design for Efficient Results
- Relieves Pain at Any Cost
- Helps with Brain Activity and Sense of Touch
- Suitable to Use for Athlete, Office Specialist, Artists, etc.
- Includes Finger or Roller Massager
- Soothes Tired Fingers after a Long Day

What's in the Box:

- Hand Massager
- USB Charging Cable

Technical Specs:

- Construction Material: Engineered ABS
- Recommended Massage Session Duration: 10 Minutes
- Hand Massage Pressure Strength: 86 kPa~106 kPa
- Rechargeable Battery: 3.7V Lithium, 2500 mAh
- Power Supply: 5V DC, 2A (USB Powered)
- USB Cable Length: 3.2 ft.
- Product Dimension (L x W x H): 11.4" x 6.7" x 5.11" -inches



SereneLife

Questions? Issues?

We are here to help!

Phone: (1) 718-535-1800

Email: support@pyleusa.com

