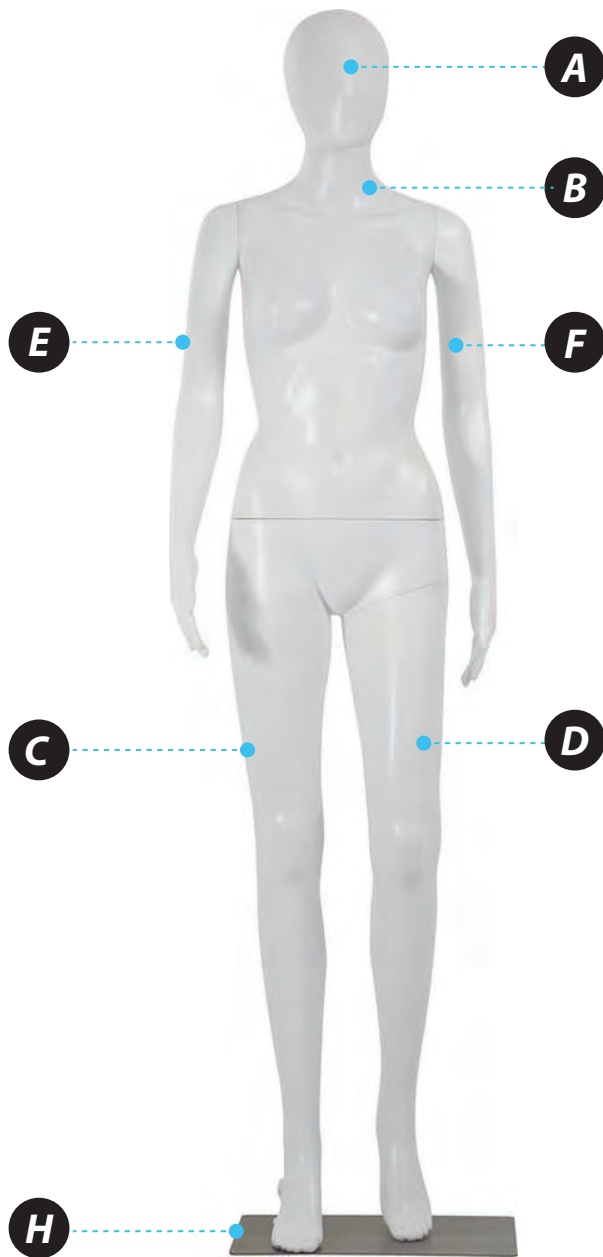










SLMAQFE

68.9" Female Mannequin Torso Dress Form Detachable Mannequin Full Body Stand

SereneLife

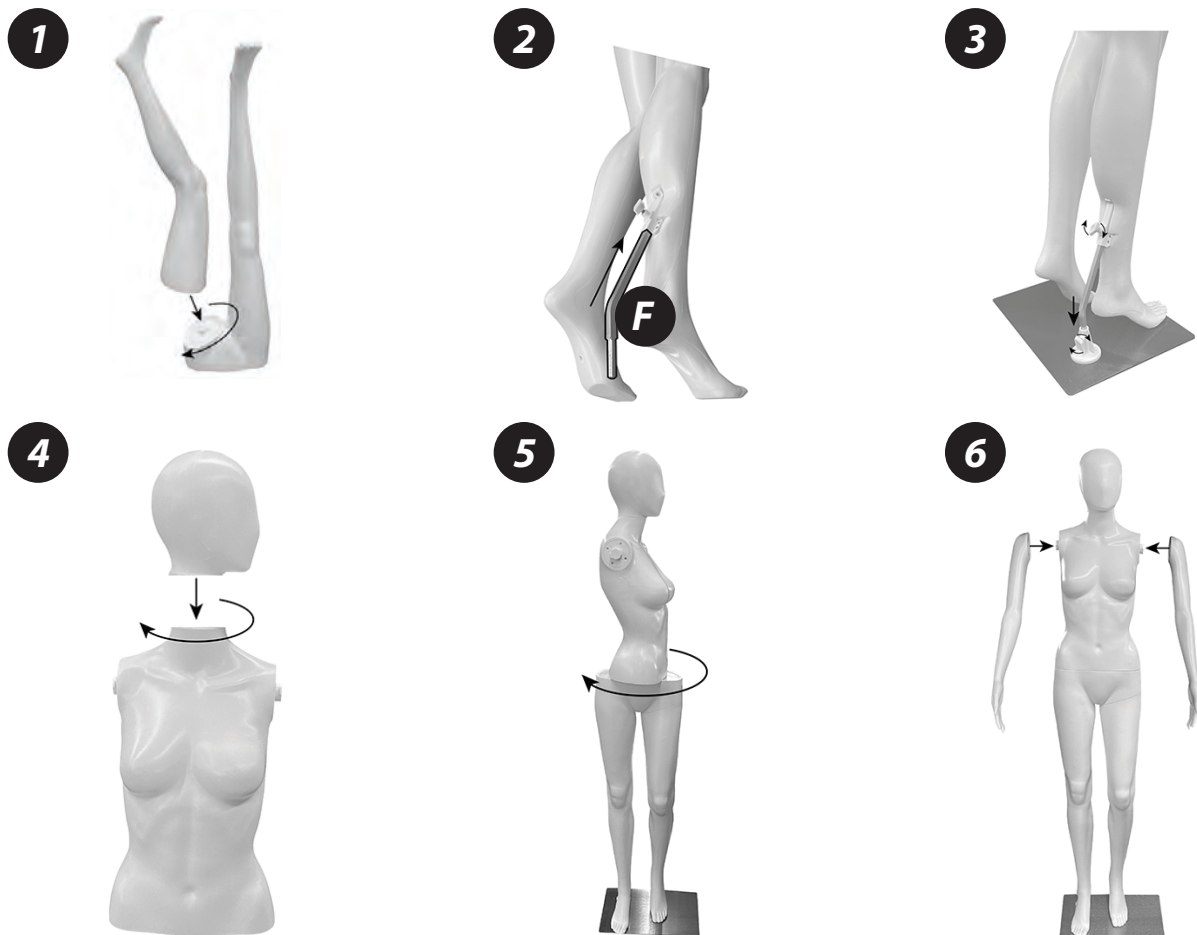
Assembly Instruction



PARTS	IMAGE	QTY.
A		1
B		1
C		1
D		1
E		1
F		1
G		1
H		1

WARNING

1. Read the instruction manual carefully before assembly
2. If any parts are missing, broken, damaged or worn stop using this product until repairs are made and factory replacement parts are installed.



Features:

- High-Quality PP Material
- Shows Vivid Facial Expressions
- Detachable and Adjustable Dress Model
- Fits All Kinds of Clothes
- Durable and Solid Head Metal Base
- Easy to Assemble and Disassemble
- Not Necessary to Use Any Tools
- Head can Turn 360°, Switch to Any Posture
- Flexible Hands and Legs
- Stable Metal Base

What's in the Box:

- Head
- Hands
- Legs
- Trunk
- Base
- Metal Rod

Technical Specs:

- Construction Material: Polypropylene (PP)
- Chest Size: 31.9" -inches
- Waist Size: 24" -inches
- Hip Size: 33.86" -inches
- Total Product Dimension (L x W x H): 14.98" x 18.11" x 68.9" -inches

Questions? Issues?

We are here to help!

Phone: (1) 718-535-1800

Email: support@pyleusa.com