


serenelife™



SLTET30




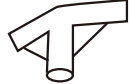



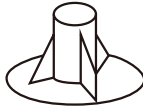











Party Tent Commercial Instant Shelter with 8 walls

Waterproof Tent with 8 Sand Bags

User Manual

BEFORE ASSEMBLING, READ ALL THE INSTRUCTIONS. IF YOU HAVE ANY QUESTION, PLEASE CONTACT US!

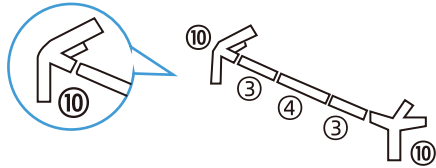
Parts list

<p>①  X 6 Φ18*1090mm</p>	<p>⑩ </p>	<p>⑪ </p>	<p>⑫ </p>
<p>②  X 8 Φ18*1070mm</p>	<p>X 4</p>	<p>X 4</p>	<p>X 2</p>
<p>③  X 16 Φ24*1070mm</p>	<p>⑬ </p>	<p>⑭ </p>	<p> </p>
<p>④  X 8 Φ24*868mm</p>	<p>X 2</p>	<p>X 8</p>	<p>X 8 X 16</p>
<p>⑤  X 8 Φ31*1000mm</p>	<p></p>	<p></p>	<p></p>
<p>⑥  X 8 Φ31*1000mm</p>	<p>X 1</p>	<p>X 6</p>	<p>X 2</p>
<p>⑦  X 3 Φ18*1015mm</p>			
<p>⑧  X 4 Φ18*520mm</p>			
<p>⑨  X 1 Φ18*955mm</p>			

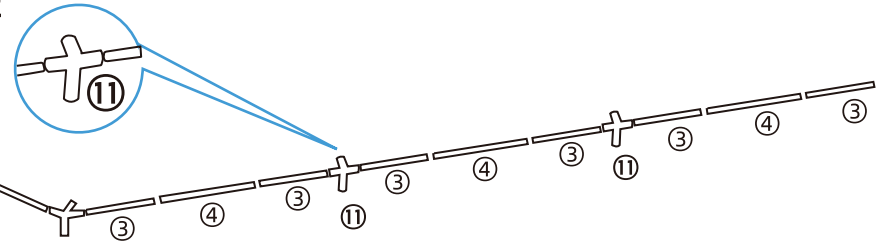
Please check that you have all the parts listed before you start assembling. If you do find that something is missing, do not continue assembly. Please contact us.

Instruction

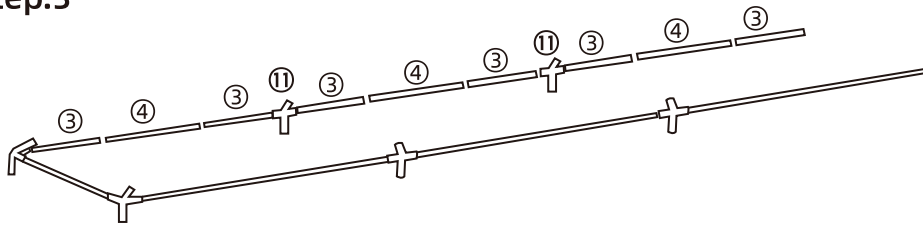
Step.1



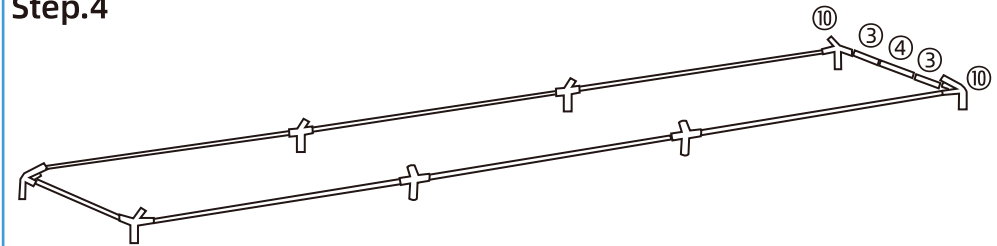
Step.2



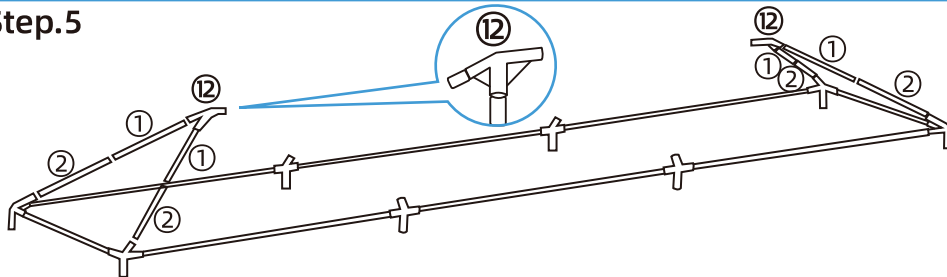
Step.3



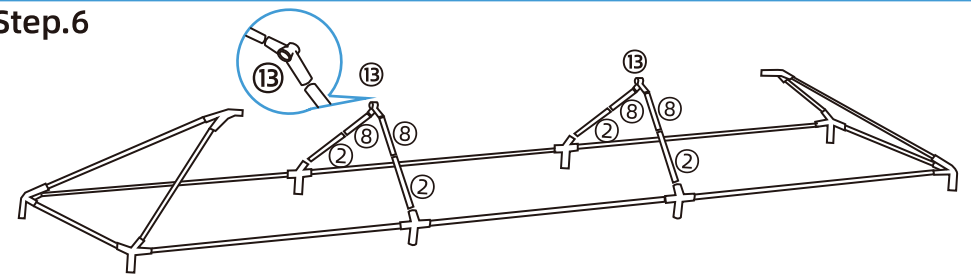
Step.4



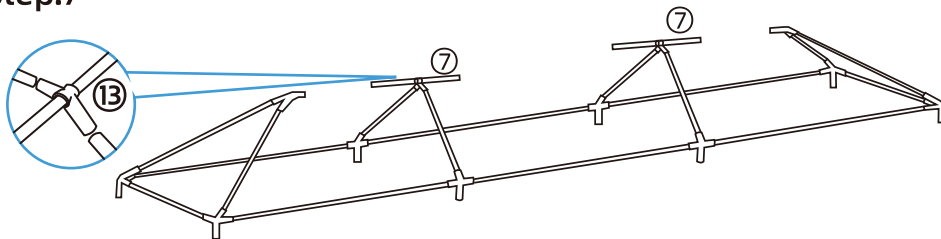
Step.5



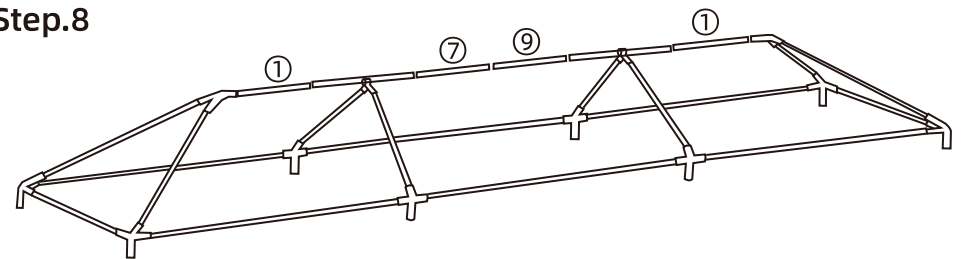
Step.6



Step.7

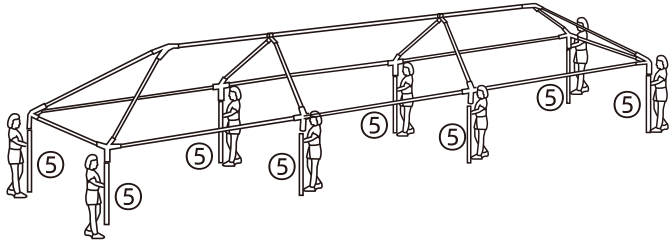


Step.8

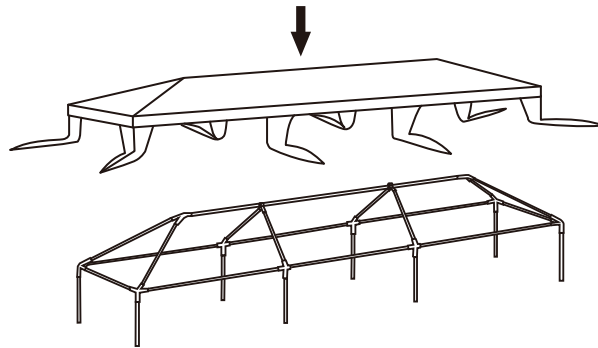


Parts list

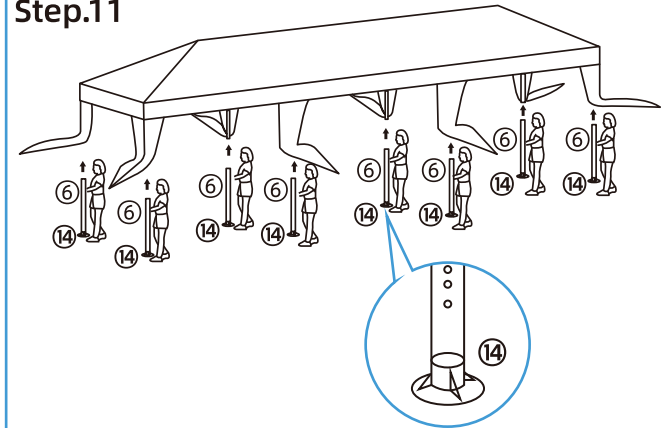
Step.9



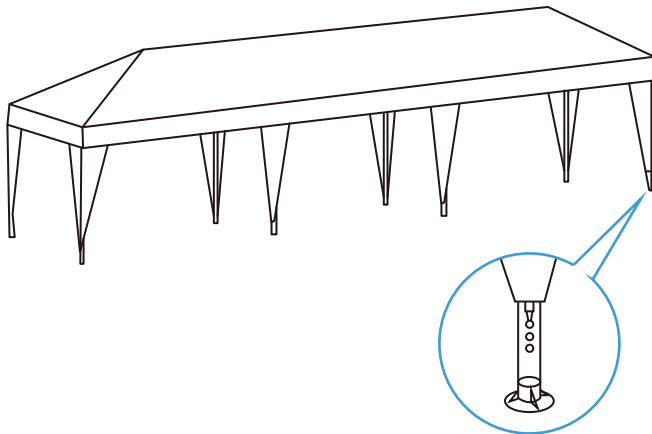
Step.10



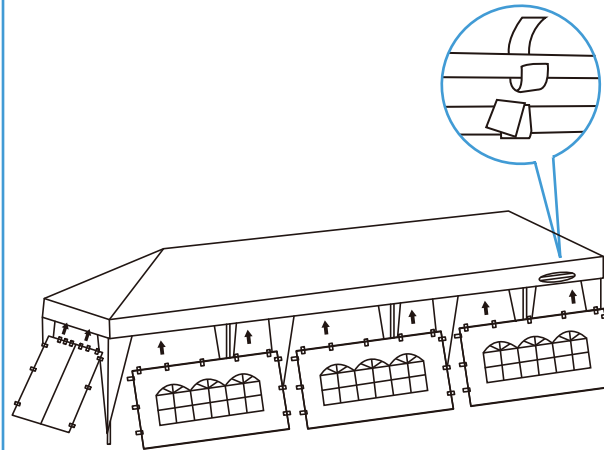
Step.11



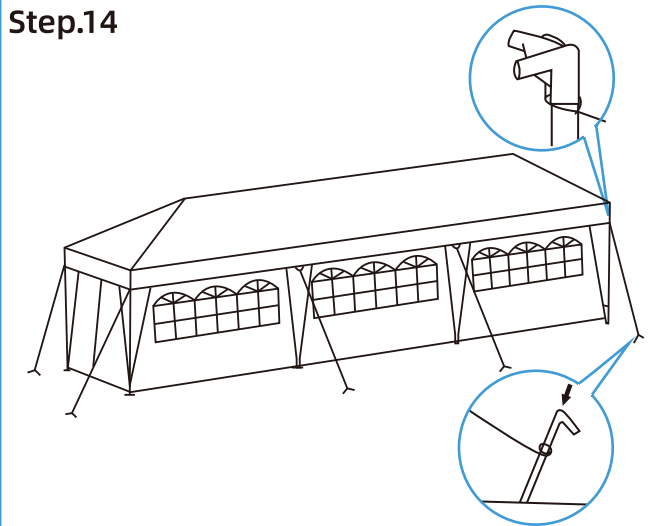
Step.12



Step.13



Step.14



Note: Please be sure to put the ground nail well to make the item more stable and durable!

Note: We advise that don't use this product during adverse weather conditions such as heavy rain and strong winds.

Note: Avoid damaging the iron pipe or connectors, we suggest 8 people to assemble the item together and every corner should be fixed by each person.

Features:

- An Assembled Tent, Consist of Necessary Accessories
- High-class PE Cloth Top and Iron Tube windproof
- With Outstanding Waterproof Performance
- Large Space for Accommodating Many People and Stuff
- Spiral Interface between the Tubes makes Overall Frame more Stable
Center Stable Protection
- Highly-Attached Velcro to Keep Canopy Stick on the Frame
- Heavy-Duty Fabric; Covers 4 Tables, 3 Beach Chairs, and 10 People at the Same Time
- 100% Waterproof and Weatherproof Roof
- Suitable for Sunny and Rainy Seasons
- Easy to Set Up, Portable and Lightweight for Transportation
- Sturdy Wheels for Easy Portability
- Heavy-Duty Wheels with 8 Sand Bags, 8 Stakes & Ropes for Stable Use
- Perfect Tent for Outdoor Sports, Parties Events, Festivals and more

Sand Bags Features:

- Double Stitched for Durability
- Waterproof and Weatherproof
- Two Velcros Sewed on the Bag
- Quick and Easy to Fill with Sand
- Stabilize any Instant Canopy, Pop Up canopy, or Folding Gazebo Structures
- Used for Camping Sun Shelters, Sports Umbrella
with a Set of Durable Universal Weight Bags

Rope and Stakes Features:

- 4mm Diameter Heavy-Duty Steel Rod
- With Galvanized Finish for Superior Rust-Resistance
- Rugged Design with Large No-Slip Hook
- Lightweight Strength, Each Peg Weighs just 1 Ounce
- Perfect for Anchoring Tents, Canopies, and more
- Rope Length: 118" -inches
- Stakes Length: 5.5" -inches

What's in the Box:

- (1) 10 x 30 ft. Pop Up Canopy
- (8) Sand Bag
- (8) Stake & Ropes

Construction Material:

- 100g PE (Top), White powder-coated Steel (Frame)

Technical Specs:

- Eave size: 114.2" x 350.4" -inches
- Base size: 118.1" x 354.3" -inches
- Center Height: 98.4" -inches
- Steel tube: 1.22" x 0.02"/0.94" x 0.02"/0.71" x 0.02" -inches
- Connectors: PP
- Windows Doorway Size: 66.93" x 35.43" -inches
- Product Dimensions (L x W x H): 354" x 118" x 98" -inches



serenelife™

Questions? Issues?

We are here to help!

Phone: (1) 718-535-1800

Email: support@pyleusa.com

